



Summary

- Single output: power 150W
- Input voltage: 90 ∞ 132VAC/180 ∞ 264VAC by switch

199 × 110 × 50 mm

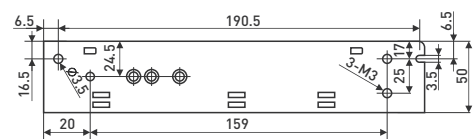
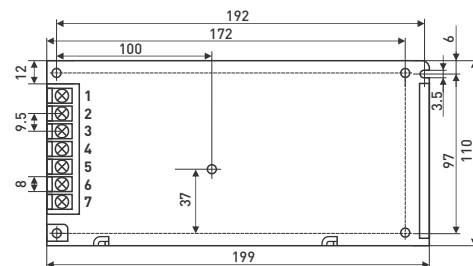
General Specification

Specification	Model	S-150-5	S-150-12	S-150-15	S-150-24	S-150-36	S-150-48
DC output voltage, current		5V 0 ∞ 30A	12V 0 ∞ 12.5A	15V 0 ∞ 10A	24V 0 ∞ 6.5A	36V 0 ∞ 4.17A	48V 0 ∞ 3.13A
Wave and noise		150mVp-p	180mVp-p	180mVp-p	240mVp-p	240mVp-p	240mVp-p
Inlet wire stability		± 0.5%	± 0.3%	± 0.3%	± 0.2%	± 0.2%	± 0.2%
Load stability		± 0.8%	± 0.3%	± 0.3%	± 0.2%	± 0.2%	± 0.2%
Efficiency		78%	82%	84%	85%	86%	87%
Adjustable range for DC voltage		± 10%	± 10%	± 10%	± 10%	± 10%	± 10%
Input voltage range		90 ∞ 132VAC/180 ∞ 264VAC by switch 254 ∞ 370VDC 47 ∞ 63Hz					
Impact current		Cold start current 35A/230VAC					
Overload protection		105% ∞ 150% cut off the output, automatic recovery					
Over voltage protection		115% ∞ 150% shut down O/P voltage, re-power on to recover					
Setup, rise, hold up time		100ms, 50ms, 20ms/230VAC at full load					
Withstand voltage		I/P – O/P: 1.5kV I/P – FG: 1.5kV O/P – FG: 0.5kV 1 minute					
Isolation resistance		I/P – O/P I/P – FG O/P – FG: 500VDC/100MΩ					
Working temperature		-10°C ∞ +50°C					
Dimension		199 × 110 × 50 mm					
Weight		0.85 kg					
Packing		42 × 31.5 × 26CM/20PCS/17 kg					

Overall dimension (mm)

Terminal Pin No. Assignment

- Pin 1,2: AC input
- Pin 3: GND
- Pin 4,5: DC output-V
- Pin 6,7: DC output+V





Summary

- Dual output: power 150W
- Input voltage: 115 ∞ 230VAC

199 × 110 × 50 mm

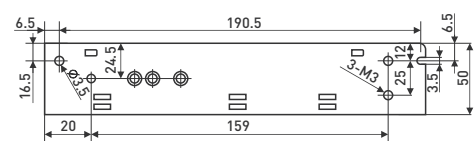
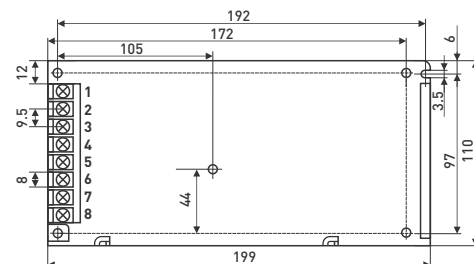
General Specification

Specification	Model	D-150-27-12 ch1	D-150-27-12 ch2
DC output voltage, current		27V/5A	12V/2A
Wave and noise		240mVp-p	150mVp-p
Inlet wire stability		± 0.5%	± 0.5%
Load stability		± 0.5%	± 0.5%
Efficiency		86%	86%
Adjustable range for DC voltage		ch1 ± 10%	ch2 ± 10%
Input voltage range		115 ∞ 230VAC 254 ∞ 370VDC 47 ∞ 63Hz	
Impact current		Cold start current 35A/230VAC	
Overload protection		105% ∞ 150% cut off the output, automatic recovery	
Over voltage protection		115% ∞ 150% shut down O/P voltage, re-power on to recover	
Setup, rise, hold up time		20ms, 50ms, 100ms/230VAC at full load	
Withstand voltage		I/P – O/P: 1.5kV I/P – FG: 1.5kV O/P – FG: 0.5kV 1 minute	
Isolation resistance		I/P – O/P I/P – FG O/P – FG: 500VDC/100MΩ	
Working temperature		-10°C ∞ +50°C	
Dimension		199 × 110 × 50 mm	
Weight		0.9 kg	
Packing		42 × 31.5 × 26CM/20PCS/18 kg	

Overall dimension (mm)

Terminal Pin No. Assignment

- Pin 1,2: AC input
- Pin 3: GND
- Pin 4: DC output+V2
- Pin 5,6: DC output COM
- Pin 7,8: DC output+V1





Summary

- Dual output: power 150W
- Input voltage: 176 ∞ 264VAC 240 ∞ 370VDC

199 × 110 × 50 mm

General Specification

Specification	Model	D-150-5-12 ch.1	D-150-5-20 ch.2	D-150-5-24 ch.1	D-150-5-24 ch.2
DC output voltage, current		5V ± 10% / 6A	12V ± 10% / 10A	5V ± 10% / 6A	24V ± 10% / 5A
Wave and noise		50mVp-p	80mVp-p	50mVp-p	80mVp-p
Inlet wire stability		± 0.5%	± 1%	± 0.5%	± 1%
Load stability		± 5%	± 6%	± 5%	± 6%
Efficiency		78%	80%	78%	80%
Adjustable range for DC voltage		± 5%	± 5%	± 5%	± 5%
Input voltage range		176 ∞ 264VAC 240 ∞ 370VDC 47 ∞ 63Hz			
Impact current		Cold start current 35A/230VAC			
Overload protection		105% ∞ 135% cut off the output, automatic recovery			
Over voltage protection		CH: 5.75 ∞ 6.75V			
Start time		200ms, 50ms, 20ms			
Withstand voltage		I/P – O/P: 1.5kV I/P – FG: 1.5kV O/P – FG: 0.5kV 1 minute			
Isolation resistance		I/P – O/P I/P – FG O/P – FG: 500VDC/100MΩ			
Working temperature		-10°C ∞ +50°C			
Dimension		199 × 110 × 50 mm			
Weight		0.85 kg			
Packing		42 × 31.5 × 26CM/20PCS/18 kg			

Overall dimension (mm)

Terminal Pin No.Assignment

- Pin 1,2: AC input
- Pin 3: GND
- Pin 4: DC output+V2
- Pin 5,6: DC output COM
- Pin 7,8: DC output+V1

